


# TOTEM SADDLE CLUB

EST 1963

## RULE BOOK


REVISED: NOVEMBER 2025

ACCEPTED: NOVEMBER 2025 AGM




# Table of Contents

Table of Contents .....	2
<b>RULES OF THE GROUNDS .....</b>	<b>3</b>
SKEENA VALLEY EXHIBITION ARENA RULES .....	4
POLICIES.....	5
EVENT PROCEDURES .....	8
CLEAR ROUNDS.....	9
CLEAR ROUNDS YEAR END & ANNUAL AWARDS.....	10
PERCENTAGE DAYS %.....	11
PERCENTAGE DAY YEAR END & ANNUAL AWARDS .....	12
KING AND QUEEN CONTEST .....	13
OTHER YEAR END AWARDS .....	14
GYMKHANA.....	15
GYMKHANA YEAR END & ANNUAL AWARDS.....	18
GYMKHANA EVENT RULES .....	20
<b>FIGURE 8 STAKE RACE.....</b>	<b>20</b>
<b>FLAG RACE .....</b>	<b>21</b>
<b>KEYHOLE RACE.....</b>	<b>22</b>
<b>POLE BENDING .....</b>	<b>23</b>
<b>RING SPEARING.....</b>	<b>24</b>
<b>SCURRIE RACE.....</b>	<b>25</b>
<b>BIG T RACE .....</b>	<b>26</b>
<b>BARRELS.....</b>	<b>27</b>
<b>BIRANGLE .....</b>	<b>28</b>
<b>SCUDDA-HO .....</b>	<b>29</b>
<b>THREAD THE NEEDLE.....</b>	<b>30</b>
 <b>APPENDIX A: CLINIC GUIDELINES</b>	
<b>APPENDIX B: GYMKHANA YEAR END CALCULATIONS</b>	




# RULES OF THE GROUNDS

1. ALL JUNIOR RIDERS ARE REQUIRED TO WEAR AN APPROVED SAFETY HELMET WITH HARNESS (Capri Insurance) WHEN MOUNTED ON THE GROUNDS OR ANY OTHER TOTEM SADDLE CLUB FUNCTION (i.e.: parade, poker rides, etc. Any other rider may choose to wear a helmet without penalty)
2. Participants are required to wear boots with a heel (per Capri Insurance) and proper attire when mounted.
3. No RACING horses on the grounds, in the parking lot area, holding area or warm up rings.
4. Members may ride at the fairgrounds in any type of headgear, with its manufacturers intended use being for riding. Headgear must have reins securely connecting the headgear to the rider. Riders should be prepared to confirm upon request, that their tack follows the rules and is properly adjusted for its intended use. Event rules supersede the ground rules.  
**Examples of acceptable headgear** include but are not limited to: bitted bridles, bitless bridles, bosals, side pulls.  
**Examples of unacceptable headgear** include but are not limited to: flat halters (nylon or leather), tie downs, no headgear.
5. If a dog is known to be aggressive, please do NOT bring them to the grounds as children are likely to try and pet them. Dogs are not permitted in the indoor when horses are using the facility. They must be removed immediately. Private rentals are omitted.
6. Only handicapped parking allowed where marked.
7. Horses are not permitted past the cement blocks behind the bleachers at the main arena, during events. Horses are not permitted to be tied to any bleachers
8. All Jumpers are required to wear their helmet.
9. All riders must have current HCBC membership.
10. Riders must be in good standing with the TSC to be able to participate in club events and collect year end awards (does not include parade or poker rides). Payments include horseshow entries and indoor riding fees (30 days and over).



## SKEENA VALLEY EXHIBITION ARENA RULES

1. 2 horses maximum lunging at the same time.
2. No lunging if there are other riders riding.
3. Helmets are required for jumpers and all junior members.
4. Riders are to pass left to left.
5. Riders ride at their own risks.
6. Riders are responsible for cleaning up after their ride, including garbage and picking up after their horse inside and outside the arena.
7. No riding during a club event unless permitted.
8. All riders need to sign in the log book.



# POLICIES

**Effective January 1, 2024**

## **PURPOSE**

The Totem Saddle Club has adopted the following selection of policies to assist the club with effective management of the club and its facilities. These policies will be maintained throughout the year and will be subject for review at the Annual General Meeting (AGM) or by a General "Special" Meeting (as specified in the Society Act). There are currently 24 Policies.

**Policy # 1** ALL riders and handlers must be Totem Saddle Club members when using the areas encompassed in the TSC footprint for equestrian activities. If a person is caught using the facilities without a membership it will be assumed the person wishes to be a member and will be billed a membership fee and contacted to fill out the membership forms

**Policy #2** Single Event Membership fee: \$30.00. Valid for one event only for the entire duration of the event. There will be a one-time membership form that will need to be filled out prior to the event and accompany the \$30.00 fee. This policy is to allow persons who only wish to attend one event a year, to be a member for the duration of their event if they choose not to purchase a yearly membership.

**Policy #3** A coaching membership must be paid for individuals intending to coach in the indoor arena, with the exception of clinics that are booked through the club, or events that have privately booked the arena. All persons intending to coach MUST provide proof of current insurance. BOTH coach and student(s) must have current HCBC and Totem Saddle Club memberships.


**Policy #4** Totem Saddle Club Members joining after SEPTEMBER 1 of each year will pay 50% of the regular membership cost.

**Policy #5** The Totem Saddle Club Executive MUST be notified within 24 hours of an incident where a rider comes off a horse in any event. An incident report will need to be filled out within 48 hours of incident. Event organizers and/ or witnesses must be prepared to make a statement of the incident to the executive.

**Policy #6** When membership is paid by cheque there will be a 2 (two) week delay before the membership is active and considered in good standing in order for clearance of payment. If membership is paid by cash, or Etransfer activation is immediate (see Policy # 16 for voting privileges).

**Policy #7** Upon receipt of a new membership, voting privileges will commence after a 2 (two) week period from the day of payment received.

**Policy #8** Horse Council British Columbia membership is required to compete in Totem Saddle Club sponsored events. This is for liability and insurance purposes. It is the member's responsibility to provide HCBC membership numbers prior to competing and may be refused entry if verification is not provided.



**Policy # 9** No financial decisions shall be made on behalf of the Totem Saddle Club by its members, individuals, directors or committees without consulting the treasurer, who shall obtain approval from the Board of Directors prior to approval and purchase. This can be done by email to the treasurer (the treasurer will forward your request to the remaining executives for approval) or at the next general meeting. A. Persons will not be reimbursed without a receipt and/or invoice marked paid. Receipts and/or invoice(s) must include proof of purchase and does not include a credit card statement or transaction slip. Receipt(s) are to be submitted at the time of reimbursement. B. The Chairperson of an event/function must sign a policy acknowledgement of receipt of agreement to adhere to and follow the Totem Saddle Club guidelines and procedures prior to holding the event. Agreements are available from the Treasurer and/or Secretary. C. No Totem Saddle Club member, individual, director or committee shall harbor any amount of monies collected on behalf of the Totem Saddle Club for any reason. Monies must be submitted with event report within 30 days to the treasurer.

**Policy #10** The Board of Directors decision on any expenditure by the Totem Saddle Club will be final and binding upon the club with a simple majority vote by board member (as per the Society Act Rules quorum).

**Policy #11** No Totem Saddle Club committee shall hold a Totem Saddle Club event/function without approval by the board of Directors. This also includes any scheduled events. This can be done by email to the Secretary (who will forward your request to the remaining executives for approval) or at the next general meeting.


**Policy #12** The Chairperson of a Totem Saddle Club event/function is to provide a detailed budget of profit/loss for board approval at least six weeks before the scheduled event. This can be done by email to the treasurer (the treasurer will forward your request to the remaining executives for approval) or at the next general meeting.

**Policy #13** It is the responsibility of the event/function Chairperson to ensure that their committee adheres to their proposed budget.

**Policy #14** The Chairperson of a Totem Saddle Club event/function who wants to allocate money to a specific purpose must have it approved prior to the event and must be approved by the board of directors. This can be done by email to the treasurer (the treasurer will forward your request to the remaining executives for approval) or at the next general meeting.

**Policy #15** No Totem Saddle Club members, individuals, directors or committee is permitted to fund raised on behalf of the Totem Saddle Club and/or use the Totem Saddle Club's names to fund raise without prior approval by the board of directors. This can be done by email to the Secretary (who will forward your request to the remaining executives for approval) or at the next general meeting.

**Policy #16** All Totem Saddle Club sub-committees are to provide minutes from their meetings (as per the Society Act). Committees are required to keep the club members and the board of directors up to date and current about their event. Committees are required to provide the name of the Committee Chair person. A copy of the minutes is to be sent to the secretary within 30 days or before the event for the records. The chairperson and/or representative shall be present at general meetings relevant to their event.



**Policy #17** The Totem Saddle Club adopts the “Clinic Guidelines” as a policy as per stated on the website <https://totemsaddleclub.wixsite.com/ttsc> . A copy of the Clinic guideline is also available through the secretary. See Appendix A for guidelines.

**Policy # 18** All scheduled use of the Totem Saddle Club facilities are to be approved by the person in charge of facility scheduling and only after applicable deposits and/or fees have been received.

**Policy # 19** When an outside organization(s) and/or individual(s) requests the use of the Totem Saddle Club facilities and/or equipment to host an event a rental fee is required with a refundable damage deposit fee of \$150 which is required prior to the use of the facility and/or equipment.

1. All outside organization and/or individuals are to pay \$10.00 per day for each Totem Saddle Club stall/and or panels. These funds are to be payable to the Totem Saddle Club and are to be collected by the organizer.
2. All stalls/and paneled areas to be left clean after the event of a penalty will be levied to the renter for the amount of \$100.00. Equipment to be dismantled and properly stored accordingly.
3. The Event organizer will have use of one stall at no charge – throughout the event time. All participants using a stall for more than TWO hours will pay \$10.00 per day.

**Policy #20** When an outside individual(s) and/or organization(s) require the use of the hydro for their event, a surcharge will be required prior to the use of the power outlets. These are funds are to be payable to the Totem Saddle Club and are to be collected by the organizer. The event organizer will be invoiced in advance, amount based on historical usage for similar events.

**Policy #21** The board of Directors reserves the right to set and/or change the fees associated with the Totem Saddle Club facilities.

**Policy #22** Should the chairperson/organizers of an event fail to abide by the Totem Saddle Club Policies, the Board of Directors have the right to cancel an event with proper notice and deposits may be forfeited.

**Policy #23** Stop Payment or Not Sufficient Funds Cheques A surcharge of \$40.00 will apply to all stop payment or NSF cheques. The issuer of the stop payment or NSF cheque will not be in good standing until all fees and charges have been paid in full.

**Policy #24** Livestock in TSC facilities No livestock is to be left unattended overnight in Totem Saddle Club facilities. The TSC is entitled to charge a stall rental fee and has the right to exclude the use of stalls at any given time. No livestock is to be housed in the riding arenas at any time unless it is prior arranged with the Executive, ex: RCMP Musical Ride. As a courtesy, when no events are held, members may use the stalls and overnight use of the facilities is limited to two consecutive nights unless prior arrangements have been approved by the Executive.

**Policy #25** Large animal veterinary use of facilities may be granted upon pre-approval by the executive on a yearly basis. Non-Members will be charged a \$10 fee for the use of the grounds, payable to the vet. Waivers must be signed by vet and clients; this does not allow riding privileges. Veterinary practice to report usage and payment on a monthly basis. Active members fees will be waived.



# EVENT PROCEDURES

## ABOUT

- 20% of all proceeds from each event will go directly to the club.
- 80% of all proceeds from each event will go toward that event's year end prizes.
- Annual events must estimate rider numbers and prize amounts in advance; therefore, **fundraising is recommended** to support these prizes.
- **\$10 from every membership** sold between January and September will be placed into a prize/ribbon pool and split evenly between the clubs 4 main events. For each event (*% days, CRD, Gymkhana & Cowboy Challenge*), the organizer may choose whether their portion goes toward **annual prizes** or **yearend prizes**.
- At the conclusion of each event, **all funds must be submitted to the club treasurer**. The treasurer will release year-end prize proceeds as needed.
- All fundraising revenue must also be submitted to the treasurer for proper record keeping. Funds will be released as requested for their **intended and previously agreed upon purpose** once deposited.
- All receipts **MUST** accompany any paperwork submitted, within a week of event or purchase.

## AGE GROUPS

- Please review your event rules to learn about the age group requirements.



# CLEAR ROUNDS

## **ABOUT**

- One course each day to be ridden at different heights.
- Each horse is to go ONLY 6 rounds.
- Riders can ride more than one horse and the same horse may be ridden by more than one rider but not more the 6 rounds total per horse.
- After each round- rider must check with the whipper-in to continue into the next round or re-ride the present round.
- If a rider completes two clear rounds at one height, the rider must advance to a higher level.

## **AGE GROUPS** - *Ages are as of January 1st of the current year.*

1. Seniors 18 & up
2. Juniors 17 & under

## **POINT VALUE**

5 points – clear round

3 points – one rail down

1 point – two rails down

Minus 2 points per refusal

3 refusals will result in disqualification

## **RULES**

No tie downs, however, running martingales allowed.

Curb bit allowed but not recommended.

No saddle horns.

Boots with a heel and an approved helmet is required by all riders.

## **NOTES**

\*Event organizer may choose to run more than one course.

\*Event organizer may choose to add more age groups for points division. To be decided at the end of the year if there is enough qualified.



## CLEAR ROUNDS YEAR END & ANNUAL AWARDS

### YEAR END & ANNUAL AWARDS

- In order to win any TSC year-end awards, riders must be paid members in good standing with the TSC and have ridden in 3 or more times in that event - clear rounds (does not include the annual or fun events).
- Points are acquired only on one horse at each event, based on the placing for the rider's age group.
- Entry fee is "per day" for all events with no refunds, regardless of number of events entered.
- In case of tie in an age group, the horse that has been ridden the most times in that event will take the year end placing. The other horse will be reserve and then 2nd place would not be awarded.

### POINT SYSTEM FOR YEAR END & ANNUAL

1. 1st place gets 3 points
2. 2nd place gets 2 points
3. 3rd place gets 1 point



## PERCENTAGE DAYS %

Percentage day is a day to practice your dressage knowledge and skills in what can be described as a mock dressage show.

### **ABOUT**

- Points are accumulated at each% day.
- Hi-point riders for each age group are based on the highest percentage by the rider for each event.
- Rider may collect points only on one horse per event.
- Year-end awards are given to the top 3 in each age group/discipline.
- English and Western Dressage are to be treated as a different category/discipline.

**AGE GROUPS** - *Ages are as of January 1st of the current year.*

1. Seniors 18 & up
2. Juniors 17 & under

\*Event organizer may choose to add more age groups for points division. To be decided at the end of the year if there is enough qualified.

### **RULES**

Riders must be in appropriate tack/attire for their discipline.


No halters permitted.

All riders must wear a helmet with exception to senior western riders, wearing a cowboy hat.

Must bring your own test reader

4 tests maximum per day

Minimum 3 tests per day to qualify for year end awards.




## PERCENTAGE DAY YEAR END & ANNUAL AWARDS

### YEAR END & ANNUAL AWARDS

- In order to win any TSC year-end awards, riders must be paid members in good standing with the TSC and have ridden in 3 or more times in that event – percentage day (does not include the annual or fun events).
- Points are acquired only on one horse at each event, based on the placing for the rider's age group.
- Entry fee is "per day" for all events with no refunds, regardless of number of events entered.
- In case of tie in an age group, the horse that has been ridden the most times in that event will take the year end placing. The other horse will be reserve and then 2nd place would not be awarded.

### POINT SYSTEM FOR YEAR END & ANNUAL

4. 1st place gets 3 points
5. 2nd place gets 2 points
6. 3rd place gets 1 point



# KING AND QUEEN CONTEST

## ABOUT

The King and Queen contest is based on three skills. A speech, a halter horsemanship pattern and a riding pattern. Winners will present a speech at the year end awards and lead the parade.  
1<sup>st</sup> princess says grace at the banquet.


## RULES

- Must be a member in good standing
- Must have participated in at least 2 or more club events i.e. gymkhana, horseshow, clear rounds, percentage days.
- Open to all junior riders
- Stallions are not permitted
- Riders are to appear groomed in western or English attire.
- Winners of the previous year may compete.
- Judged on presentation, horsemanship and showmanship
- A speech that tells us about you and your horse, your interests, involvement with the club, etc.



## OTHER YEAR END AWARDS

**BEST CROSS-DRESSER:** based on points accumulated over the year from % day, CRD and gymkhana.



## GYMKHANA

Events consisting of speed pattern racing and timed games for riders. Most of these events are designed to display precise, controlled actions and tight teamwork between horse and rider at speed, and demonstrate many skills such as flying lead changes, sliding stops and more.

### ABOUT

- Must have Electric Timer (to the 100 of a second).
- Lime is preferred as the starting line and for Keyhole pattern, but if not available then shavings or sawdust can be used.
- 5 major events must be run at each gymkhana - 4 plus Barrels.
- Barrels are to be run at each gymkhana (preferably ran last to keep the spectators)
- 1 or 2 fun events may be added per day (*these are optional and do not count for points*).
- When ridden in the indoor, measurements have to be reduced

### AGE GROUPS

As of January 1st, of the current year;


1. **Master 40+**
2. **Senior 18- 39**
3. **Junior A 11 - 18**
4. **Junior B 10 and under**
5. **Lead Line - 8 and under** - Lead line division is defined as any rider under the age of 8, who needs assistance by either being led through the pattern or by a person accompanying the rider across the starting line and/or through the pattern. If the rider starts out as a lead line at the beginning of the year, they must complete the year as such to accumulate year end points for this division.
6. **Just for Fun-** open to any rider of any age that want to ride without competing. There are no day ribbons, year-end awards or fastest times awards given in this division.

\*Event organizer may choose to add more age groups for points division. To be decided at the end of the year if there is enough qualified.




## COMPETITION RULES

- Riders must be 'on deck' in waiting area when their names are called or be disqualified for that event. If a rider is having problems with his/her horse, it is their responsibility to inform the judge or announcer of their intentions. A rider may be disqualified for causing unnecessary delay in any event.
- If a horse causes difficulty entering the arena, the rider may choose to lead it in and mount in the arena.
- Rider must wait for a signal from the judge, or announcer before beginning to run the pattern or they will not receive a time.
- Horses are to be brought into the arena under control and must be checked upon completion of the event. Horse must WALK out the exit gate.
- DECISIONS BY JUDGES ARE FINAL. Running over any of the judges will result in automatic disqualification.
- Timer starts when horse crosses the timer/start line and ends when the horse crosses back over the line. If the pattern is not complete it is recorded as a no time.
- Abusive language and poor sportsmanship will not be tolerated and will result in disqualification of the rider for the day.
- Disqualification for excessive batting or spurring in or out of the arena is left to the discretion of the judge.
- When a rider is given a re-ride, will be optional. Any penalties occurred from the first ride will not be applied to the re-ride.
- TSC ground rules regarding acceptable headgear is adopted into gymkhana events, however the judge may order the adjustment or removal of any piece of equipment which he/she feels is dangerous or inhumane.
- Riders may ride English or Western.
- If a rider breaks the pattern of any event, they may correct it by turning 'in' to avoid crossing their path (turning to the inside). If the pattern is broken it will result in a "no time". Exception: Junior B.



## COMPETITION RULES CONTINUED...

- Junior B riders who do not follow the pattern or require assistance will not be disqualified but will be given a 10 second penalty. The person assisting the rider must start on the event side of the timer prior to the start of the rider's ride.
- A horse may be ridden by only one rider in any age group but may be used by another rider in a different age group. Exception: Junior B. They can ride the same horse and both can accumulate points for year end. Lead line can also share horses and be awarded points for year-end placing.
- A rider may NOT use his hands to keep an obstacle in place.
- Riders can ride a maximum of 2 horses per day and entry fees are paid for each horse. The rider must state at the start of the gymkhana which horse she/he will collect points on for the day.
- The second horse must be entered in the 'just for fun' division as ribbons and/or placings are not given to this horse and is not eligible for year-end high point placings/fastest times.
- If a riders 1st horse is sick/injured (see rule 20) they may use their 2nd horse for points while the 1st horse recovers. Points previously accumulated on the 1st horse would be added to the 2nd horse until the 1st horse is rideable. The year-end total would be a combination of both horses' points.
- Riders who are not a member of the TSC but a member of another club (with proof) will be given their day placing but will not qualify year end division placings/fastest times. They must have current HCBC to participate.
- When a riders' horse is sick, injured or lame or has other issues making it unusable to compete, either a veterinarian's note is required; or your farrier or other equine care person (i.e. Chiropractor, massage, etc.) can provide a note giving their honest opinion about the horse's status. A written note must be given the day of the event for this to be legitimate and the 2nd horse's placing to count.
- A horse can only be ridden by a maximum of 2 riders per day.




# GYMKHANA YEAR END & ANNUAL AWARDS

## **ANNUAL**

- The same rules of the regular competition and events apply to annual.
- Cost is \$30 for the day, cash only. (*\$20 to pay and \$10 the club in cash only*)
- Entry fees will be split 50-30-20 as payout.
- There will be rosette ribbons given to 3rd place and a High-point trophy given to each age group.
- Anyone can enter as long as they have current HCBC insurance and in good standing with the TSC.
- All 7 events are to be run. Fun events are encouraged.
- Riders must wear long sleeve shirt, jeans or attire suitable for your discipline.

## **POINT SYSTEM FOR YEAR END & ANNUAL**

1. 1ST place gets 3 points
2. 2nd place gets 2 points
3. 3rd place gets 1 point



## **YEAR END AWARDS**

- In order to win any TSC year-end award/fastest time, riders must be paid members in good standing with the TSC and have ridden in 3 or more times in that event- clear rounds, percentage days or gymkhana (does not include the annual).
- Points are acquired only on one horse at each event, based on the placing for the rider's age group.
- Points are accumulated at each event unless it is a fun (must be made aware prior to start of event) or the annual gymkhana.
- Entry fee is "per day" for all events with no refunds, regardless of number of events entered.
- In case of tie in an age group, the horse that has been ridden the most times in that event will take the year end placing. The other horse will be reserve and then 2nd place would not be awarded.

### **DIVISION HIGH-POINT AWARDS** (excludes the Annual Gymkhana and just for fun)

- Is given to riders who ride the same horse all year as a TEAM and accumulate the most points for their age group.
- Year-end awards are given to the top 3 in each age group.
- Lead line division riders all receive a year end award.

### **FASTEST TIME** (excludes the Annual Gymkhana and just for fun)

1. Seven awards, one for each event.
2. Goes to the rider winning the fastest time overall for each event for the year, regardless of the age division.

### **HIGH-POINT HORSE** (excludes the Annual Gymkhana and just for fun)

Horse with the highest number of points totaled at the end of the year.


Points are calculated per event, per day on the HORSE running the fastest time overall, for each event, regardless of who rides him.

### **HIGH-POINT RIDER** (excludes the Annual Gymkhana and just for fun)

Rider with the highest number of points totaled at the end of the year regardless of their division.

Points are calculated per event, per day on the RIDER running the fastest time overall, for each event, regardless of which horse he/she rides.

**Clarification on gymkhana awards can be found Appendix B.**





# GYMKHANA EVENT RULES

## *FIGURE 8 STAKE RACE*

---

- Two stakes to be placed 100 feet apart with a starting line 20 feet from the first stake.
- Pole bending stakes to be used.
- Rider may begin on left or right, described as a figure 8 and return on opposite side.
- Timed event.
- Disqualification for not following pattern or knocking over one stake.

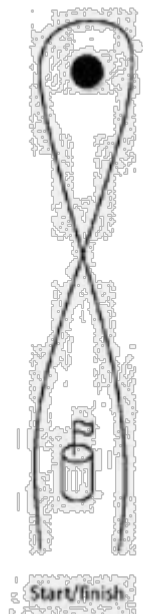




## *FLAG RACE*

---

- One 45-gallon barrel will be placed 20 feet from the starting line to hold the flag. The turning pole is placed 150 feet from the barrel.
- Flag pole to be 48 inches in length and not exceed 1 inch in diameter, flag to be 9 "x 12".
- There is to be no weight in the bottom of barrel.
- The flag can be placed left or right inside the barrel at the rider's request.
- Rider must race across the starting line, pick up the flag, race around the turning pole and back to the barrel to place the flag back in barrel and continue across the finish line.
- Race can be run in a figure 8 pattern or by going straight up, turning the pole, and straight back across finish line.
- Rider may start on either side of the first barrel.
- If the contestant drops the flag, he must retrieve it and mount before placing the flag in the barrel or continuing the course.
- Timed event.
- Disqualification for knocking over the barrel or turning stake or failure to have flag in the barrel when crossing the finish line.

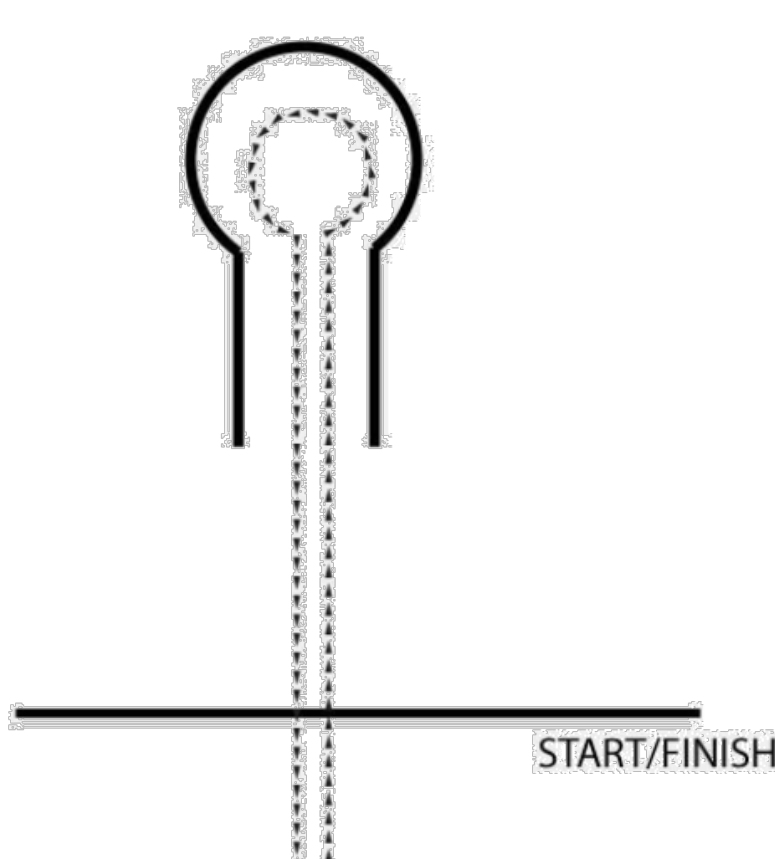




## *KEYHOLE RACE*

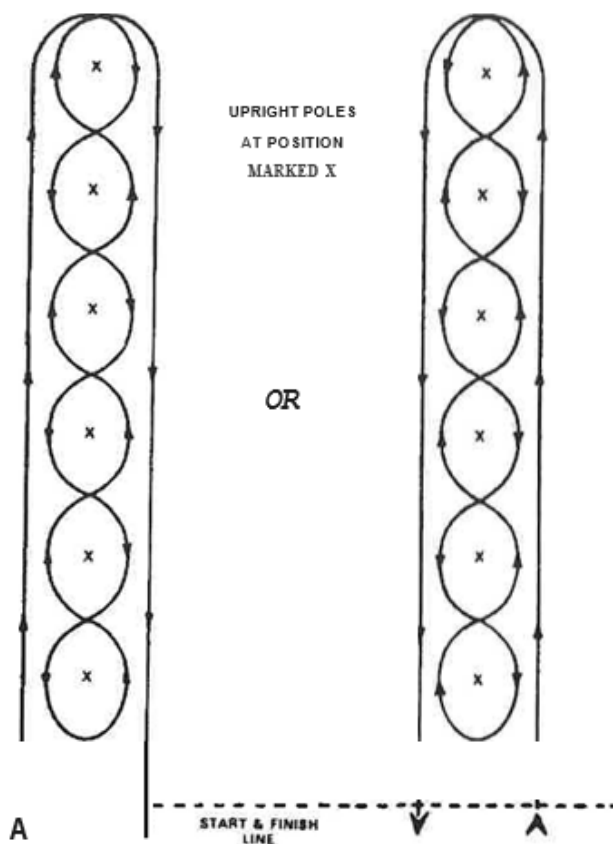
---


- Starting line to be 100 feet to start of the neck and 120 feet to the center of keyhole.
- Circle to be 20 feet in diameter with keyhole 4 feet wide and 10 feet long leading into it.
- Rider to run horse through the neck of keyhole, turn horse around inside the keyhole without crossing or stepping on the marked lines, and race back out the neck to the finish line.
- Timed event.
- Judges must be at keyhole at all times.
- Disqualification for horse stepping on or over lines of the circle or neck of keyhole.



## *POLE BENDING*

- Six poles placed 18 feet apart, the first pole 20 feet from starting line.
- When a pole is knocked down by a contestant, it is left down until run is completed.
- Rider to ride along either side of the poles to the end pole on the left or right, weave through the poles to the first pole, circle to the left or the right and weave back through the poles to the end pole, circle end pole and run back along poles to the finish line.
- Timed event.
- Five second penalty for knocking over one pole.
- Disqualification for knocking down 2 or more poles, not following the pattern, or touching the poles with hands






## *RING SPEARING*

---


- Three stands to be placed in a straight line 30 feet apart. The first stand to be placed 30 feet from the start line and turn stake placed 30 feet beyond the last stand.
- Rider to use a lance 30 inches long with a shield (made of wood or plastic) placed 8 inches from the end. This lance to be as light as possible.
- Stands to be 8 feet high; cross arms to be 4 feet wide, and the drops to be 2 feet long.
- Rings approximately 5 inches in diameter to be held by clips, one on each end of the 3 cross arms, thus making a total of 6 rings to spear.
- Rider may start course by running down either side of the stands, turning the stake and coming back on the opposite side across the finish line.
- Timed event.
- A 5 second penalty for each ring dropped or missed. Only rings that are on the spear or spearing arm when riders cross the finish line will count.
- If a ring should fall before a contestant has had a chance to spear the ring, the rider will be allowed a re-ride. Any penalties from the first ride will be transferred to the re-ride.
- Disqualification for not following pattern or knocking over the turning stake.



## *SCURRIE RACE*

---

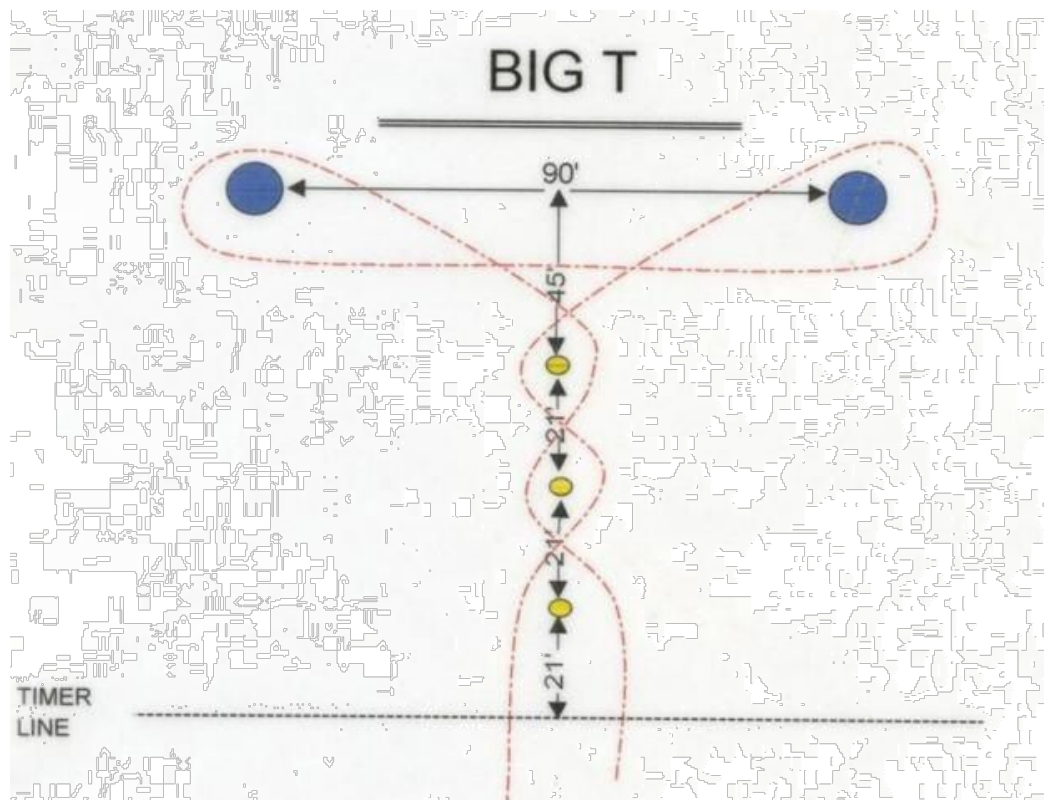
- Three scurries placed 39 feet apart. First scurry 20 feet from the starting line. Turning pole 39 feet from the last scurry.
- Scurries to be 24 inches high including rail.
- Rail to be 4 inches maximum and 2 inches minimum in diameter. Length of rail to be 14 feet to 18 feet.
- Rider must ride across starting line, jump over scurries, race around the turning pole, and jump back over scurries and continue across finish line.
- Timed event.
- A 5 second penalty for knocking over 1 scurry or the turning pole.
- Disqualification for knocking down two scurries or turning pole and one scurry.
- No placing will be given to riders who ride the event with one side of the scurry placed on the grounds or both ends down. Exception: Junior Dor lead line division.



## *BIG T RACE*

---

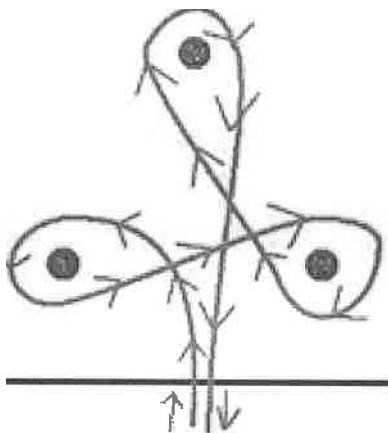
- Two 45-gallon barrels and 3 standard sized poles.
- Three poles placed 21 feet from the timer line and 21 feet apart
- Last pole to be 45 feet to the middle of the T
- Left and right barrels in the T to be 90 feet apart
- Left- or right-hand pattern may be used.



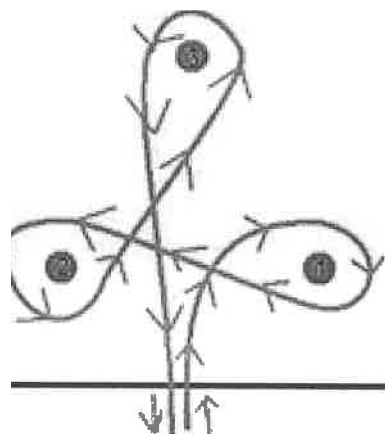
## BARRELS

- The distance between barrels is 90 feet between the first two barrels with the third being 105 feet from the first two, with a 40 ft. starting line, making the 3rd barrel 145 feet from the starting line.
- Barrels to be placed in areas a minimum of 20 feet from any chutes and 20 feet from fences or walls.
- Barrel distance may be cut down if arena is too small to use regulation position.
- Barrels to be 45-gallon size.
- Rider may start event on the run or they may start from a standing position.
- Rider may start course by using either barrel number 1 or 2 first, but must follow the cloverleaf pattern.
- Rider may not hold a barrel from falling.
- Timed event.
- A 5 second penalty will be given for knocking over one barrel.
- Disqualification for not following the pattern or knocking over 2 or more barrels.

LEFT PATTERN



RIGHT PATTERN

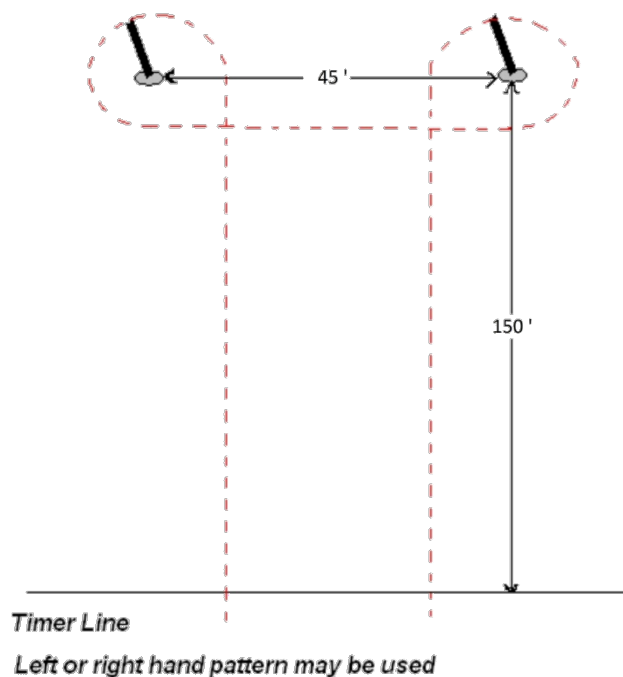


## ***BIRANGLE***

---

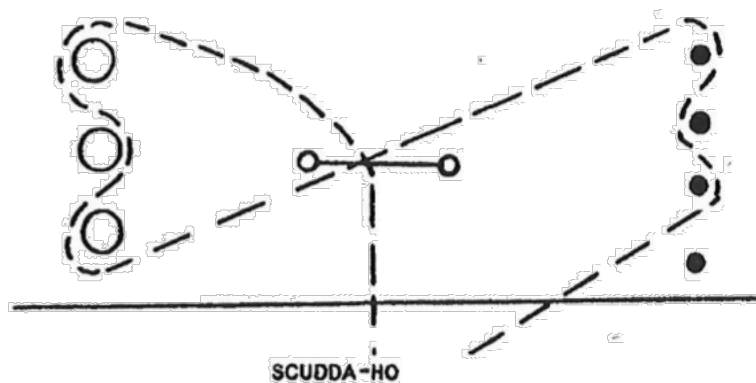
- Two poles placed 45' apart and 150' from the starting line.
- Rider to go through the timing line and run to the inside of either pole. Turn the pole and run to the second pole, turning in the same direction as the first pole. (Either two right hand turns or two left hand turns).  
Return to timing line.
- Timed Event
- Disqualification for:
  - Knocking down one or both turning poles
  - Touching the poles with hands
  - Breaking the pattern

### **Birangle**



## *SCUDDA-HO*

- Four poles are set on the right side of the arena. First pole to be 21' from the starting line with the next 3 21' apart.
- Three barrels are set up on the left side. The first barrel to be 21' feet from the starting and the next 2 are 37' apart
- Jump to be set up in the center that is 24" high.
- Poles and barrels to each be set to a maximum of 30' from the center of the jump.
- Rider to start on the left side of the first pole, weave through poles, then down center of the arena over the jump, then back up around the barrels and back down the center of the arena over the jump.
- If jump is knocked down it is to be replaced by the judge before the rider returns for second jump.
- Each pole or barrel knocked over is a 5 second penalty
- Knocking the jump is a 5 second penalty
- No placing will be given to riders who ride the event with one side of the jump pole placed on the ground or both ends down. Exception: Junior D or Leadline.
- Disqualification for:
  - Touching pole or barrel with hands
  - Breaking the pattern





## *THREAD THE NEEDLE*

---

- 2 poles will be placed four feet apart approximately 100 feet from the start/finish line
- The next 2 poles will be placed 10 feet from the first 2 with the final pole in the middle about 5 feet from the second set of poles.
- The rider will run from the start line between the first four poles, turn around the 5th pole (in either direction), run back through the four poles to the finish.
- Timed event.
- A 5 second penalty will be added for any of the first four poles that are knocked over.
- Rider will be disqualified for:
  - Knocking over the 5th pole.
  - Stepping on or over the start line before the pattern has been completed.
  - Going off course - If the horse and rider do not enter the poles through the middle of the first set, the rider may stop the horse, back him up and continue with the pattern as it should be. The rider may not turn the horse and return to where they broke the pattern or they will be disqualified.
  - Touching any of the poles with their hands to keep them upright.

